



# MotionCam (PhOD) Jeweller

Wireless indoor IR motion detector supporting photo verification of alarms, Photo on Demand and Photo by Scenario features



2  
GRADE  
EN 50131

PD 6662  
2017



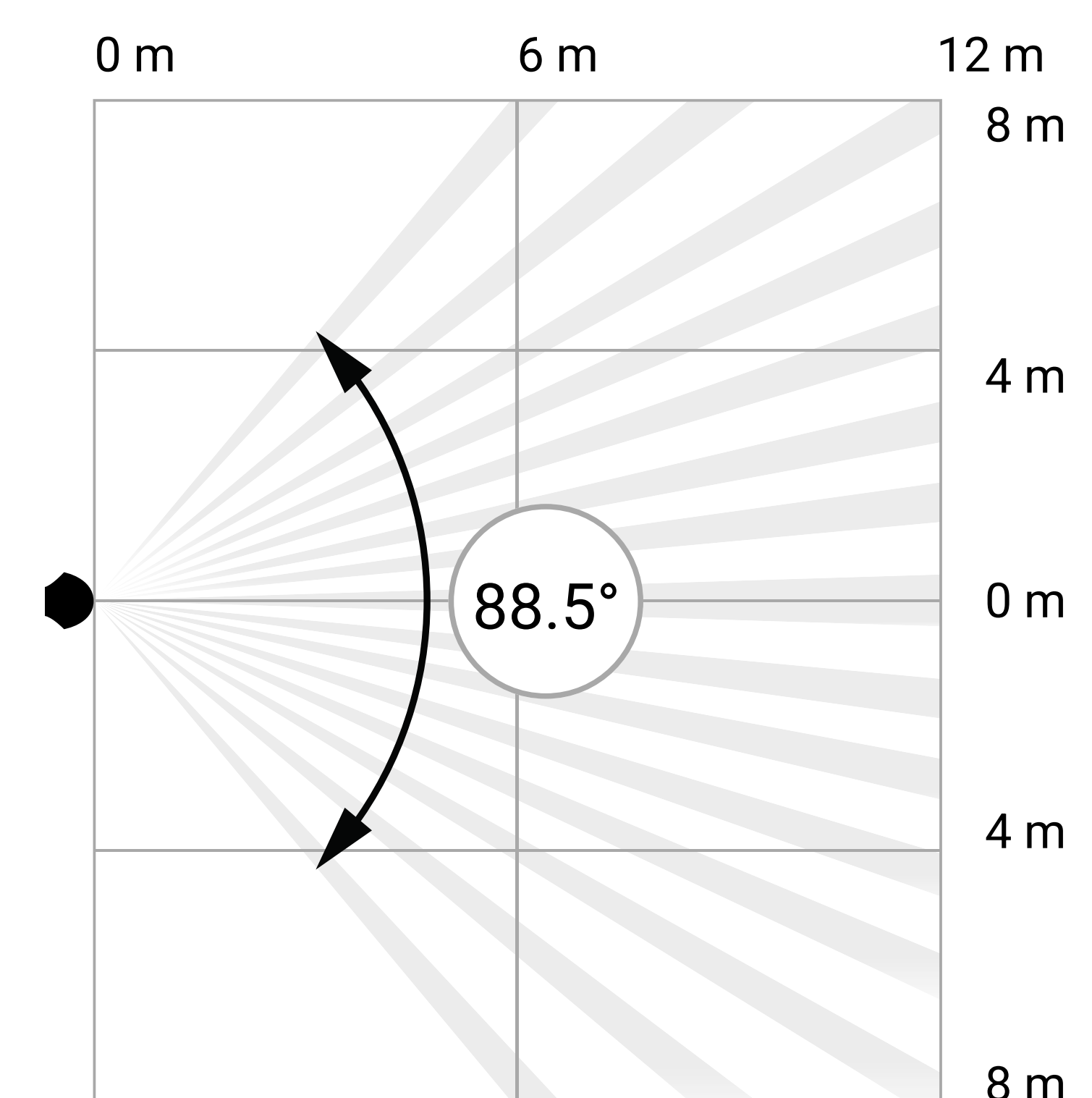
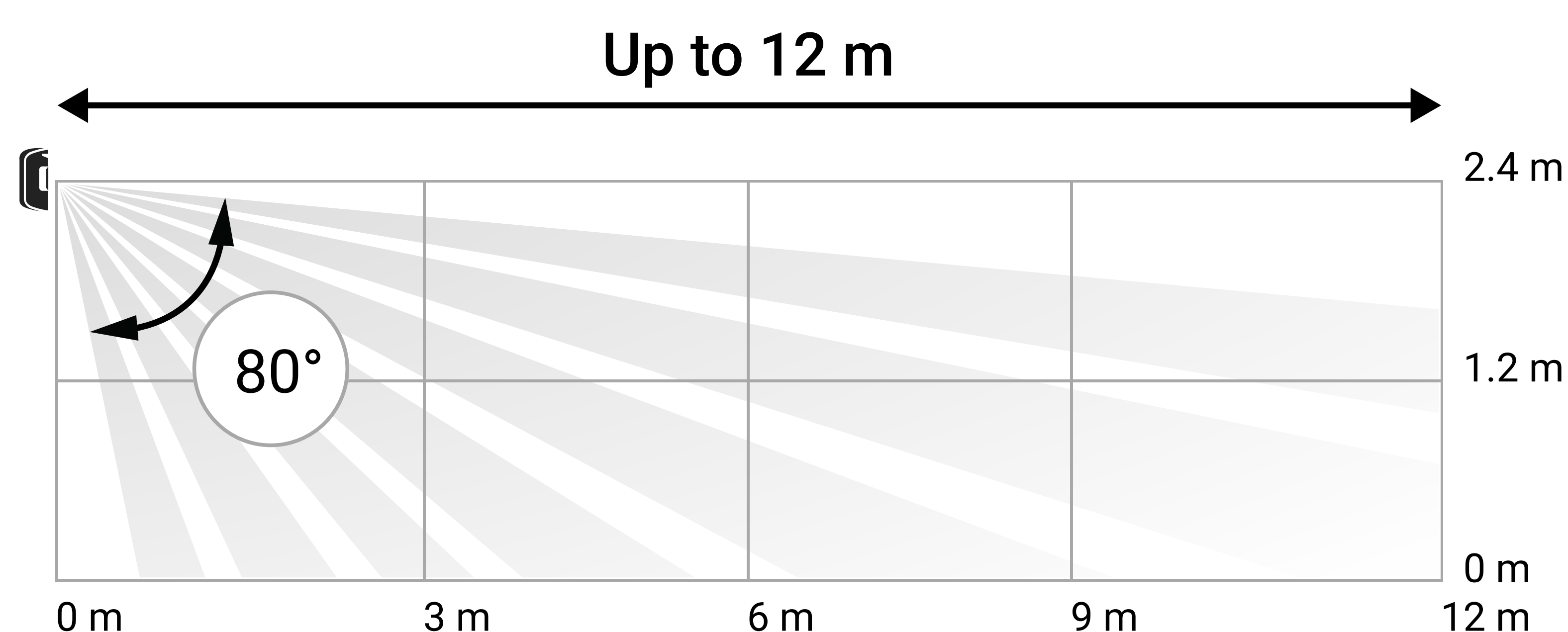
An Ajax hub is required for operation.  
Find the detailed information on the device by the link:

<http://ajax.systems/support/devices/motioncam-phod/>

## Key features

- Up to 12 m detection distance
- Pet immunity
- False alarms prevention algorithm
- Up to 4 years of operation on pre-installed battery
- Remote control and setup via the app
- 88.5°/80° viewing angles
- Temperature compensation
- A built-in camera for photo verification
- Effortless installation and replacement
- Connecting via QR code

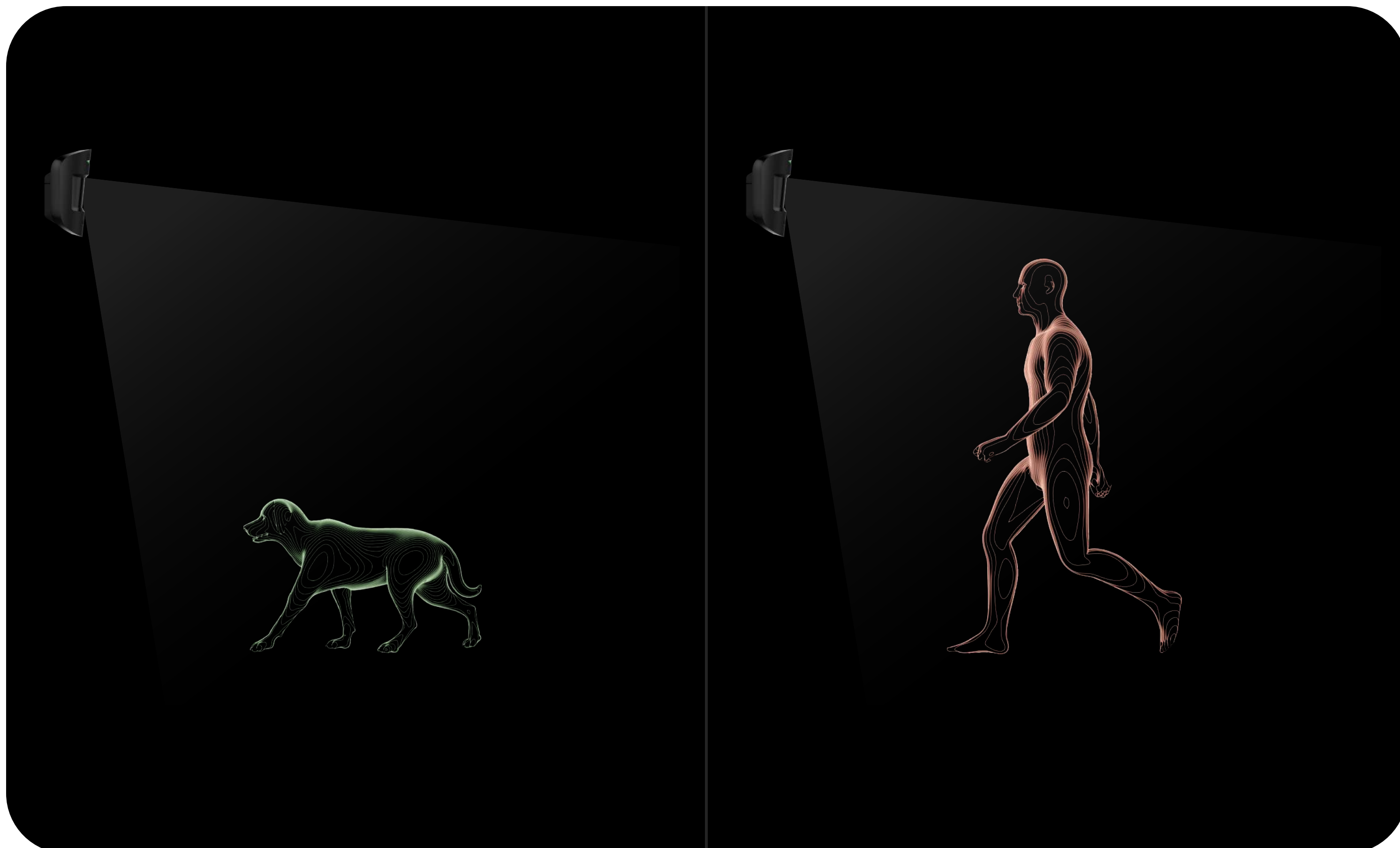
## Angles and detection range





# False alarms prevention

MotionCam (PhOD) Jeweller combines special optics and software to filter false alarms. When professionally installed, the detector doesn't react to pets and other common sources of false alarms.


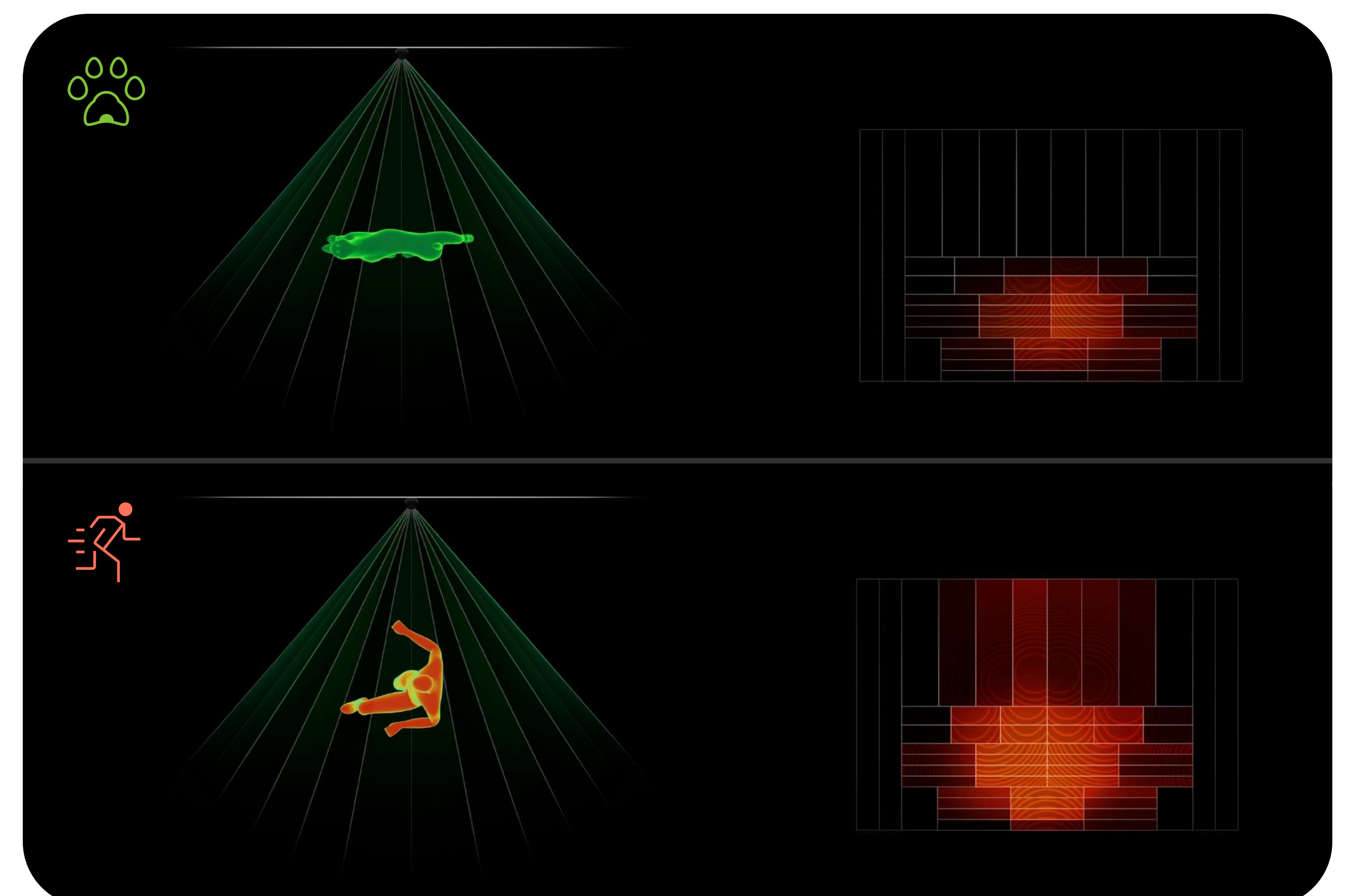


## Optics

The detector lens increases sensitivity to human motion, cutting off false alarms to other sources of IR radiation. It is designed so that potential IR radiation from pets and other interferences affect only the small lens sections. Large sections, on the contrary, are aimed at the most likely places of burglar motion.

## Software

For additional protection against false alarms, the detector uses the SmartDetect algorithm. The armed detector constantly analyses the thermal diagram from the PIR sensor: the intensity of IR radiation, the size of the thermal spots, the speed of movement and other parameters.



## Installation

When properly installed and configured, the detector does not react to common sources of false alarms and pets under 50 cm tall and 20 kg weight. For seamless installation, it has pre-installed batteries and the SmartBracket mounting panel. So, installers don't need to disassemble the detector and won't damage the electronics during installation.



# Photo verification

MotionCam (PhOD) Jeweller equipped with a built-in camera to show the real situation at the facility. There are three types of photo verification: by alarm, by scenario, and on demand. The user can request and view photos with one click in the Ajax app.

## Photo by Alarm

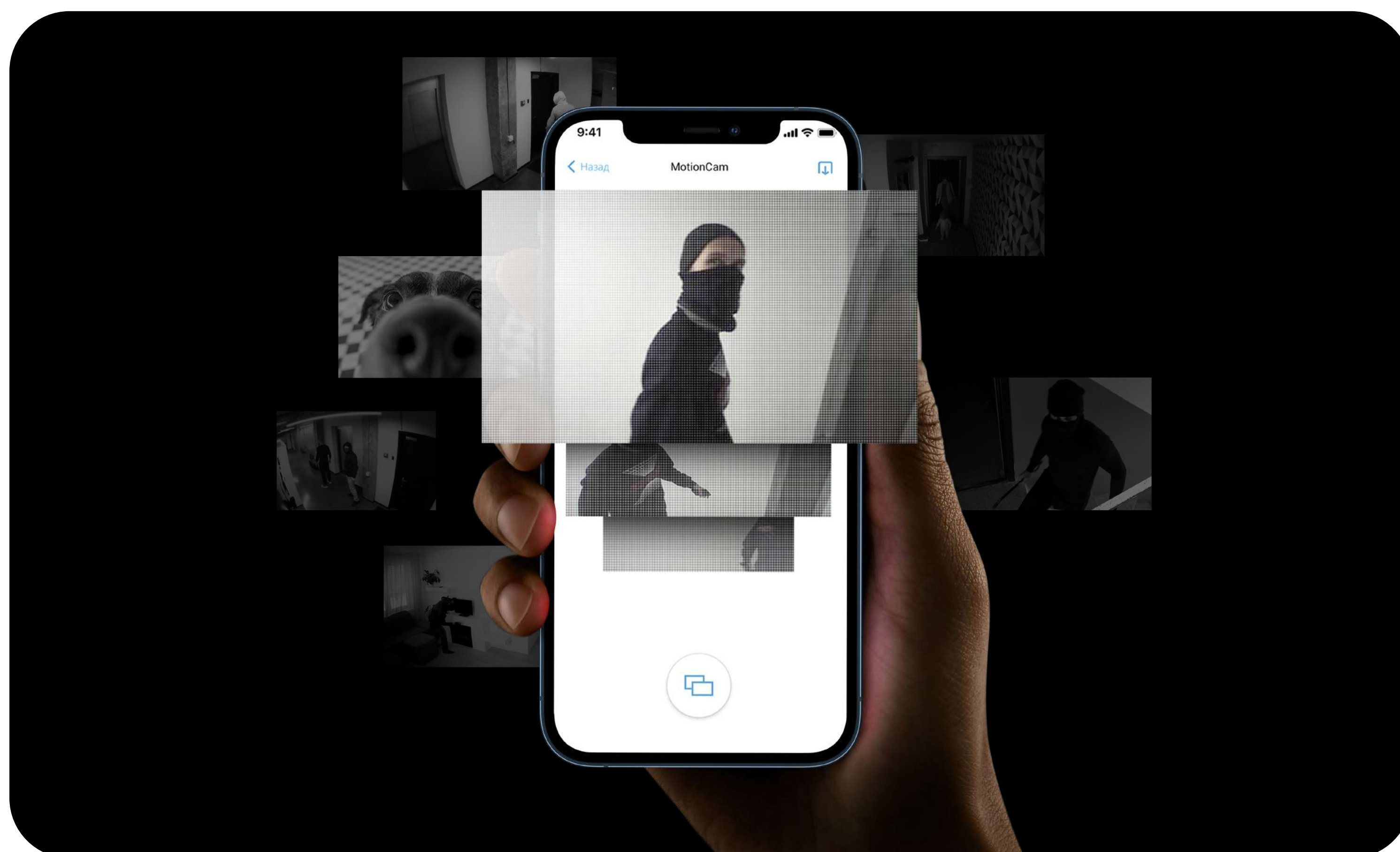
A built-in camera is activated if the detector is armed and motion is detected. Only users with access to the hub event feed and security company employees can view the photos.




## Photo by Scenario


A detector camera takes pictures automatically when other Ajax devices are triggered.

## Photo on Demand

The user takes pictures at any time or when a detector is armed (depending on settings). Photos on demand are not sent to the security company monitoring station.



-  Up to 640 × 480 pixels photo resolution
-  Up to 5 photos in a series
-  IR backlight for low light conditions

 The Ajax security system product line also includes MotionCam detectors without **Photo on Demand** and **Photo by Scenario** features. These detectors do not have the “PhOD” mark in the product name.

## Monitoring software that supports Ajax photo verification

HORUS

Horus

Manitou®

Manitou



SBN



Sentinel



WEB BUNCHER™

WBB

See the full list by the link: [ajax.systems/connecting-to-cms/](https://ajax.systems/connecting-to-cms/)


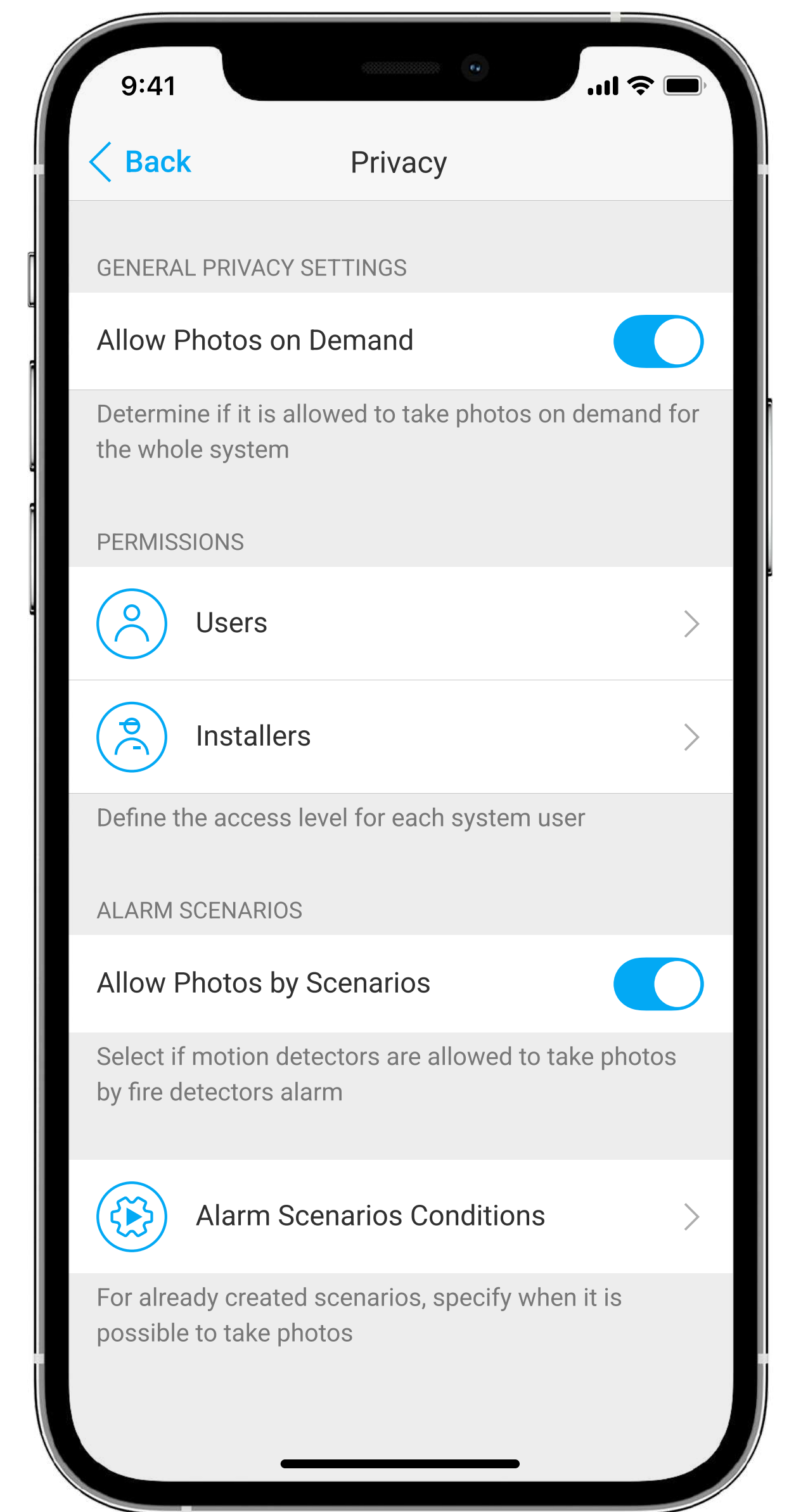


## Privacy on demand

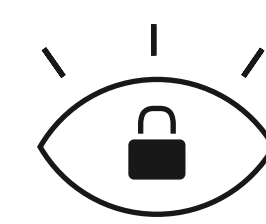
Users can manage access rights to detectors with photo verification. The access level can be defined for each system user. Privacy settings determine:

- Which user can take and view photos on demand.
- Which detectors with photo verification can be used to take photos on demand.
- When the user can take photos on demand: at any moment or only when a detector is armed.

By default, all hub admins have the right to manage privacy settings. PRO users cannot manage privacy settings.



Photos are encrypted throughout the transmission and storage processes





Photos are available only for users with proper access rights

## Two-way encrypted communication



Jeweller



Wings


communication technology



**Jeweller** and **Wings** are two-way **wireless data transfer protocols** that provide fast and reliable communication between hubs and devices. Radio protocols work independently of each other and focus on their own function. The **Jeweller** protocol delivers instant data-rich alarms: security companies and users know which device was triggered, when and where it happened. The **Wings** protocol delivers photos taken by a detector built-in camera.


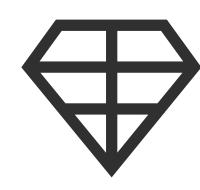
Both protocols feature **encryption** and **authentication** to prevent forgery, and **polling** to display devices' status in real time. Supporting **up to 1,700 m** of wireless connectivity, Jeweller and Wings are ready to protect facilities and deliver **the best user experience** for both end users and installers.

Alarm delivery in 0.15 s,  
the first photo – less than in 9 s



Up to 1,700 m of two-way encrypted wireless communication between hub and detector

# Technical specifications

<p>Compliance with standards</p>	<p>EN 50131 (Grade 2) PD 6662:2017</p>	<p>Communication channels with Ajax devices</p> <p> <b>Jeweller communication technology</b></p> <p> <b>Wings communication technology</b></p> <p><b>Frequency bands</b> 866.0 – 866.5 MHz 868.0 – 868.6 MHz 868.7 – 869.2 MHz 905.0 – 926.5 MHz 915.85 – 926.5 MHz 921.0 – 922.0 MHz Depends on the region of sale</p> <p><b>Maximum effective radiated power (ERP)</b> ≤ 20 mW</p> <p><b>Communication range</b> up to 1,700 m In an open space</p> <p><b>Polling interval</b> 12–300 s Adjusted by PRO or user with admin rights in the Ajax app</p>	<p>CMS connectivity</p> <p><b>Hubs</b> Hub 2 Hub 2 Plus Hub Hybrid (2G) Hub Hybrid (4G)</p> <p>Range extenders ReX 2</p> <p>Motion detection</p> <p><b>Sensitive element</b> 1 × PIR sensor</p> <p><b>Detection distance</b> up to 12 m When installed at a height of 2.4 m</p> <p><b>Detection angles</b> horizontal – 88.5° vertical – 80°</p> <p><b>Motion detection speed</b> from 0.3 to 2.0 m/s The direction of the detector lens should be perpendicular to an alleged intrusion path into the facility.</p> <p><b>Temperature compensation</b></p> <p><b>Sensitivity</b> 3 levels Adjusted by PRO or user with admin rights in the Ajax app</p>
----------------------------------	--	---	--

<p>Communication with control panel or range extender</p>	<p><b>Protection against forgery</b> Device authentication</p>	<p>Motion detection</p>	<p><b>Pet immunity</b> weight: up to 20 kg height: up to 50 cm SmartDetect software algorithm filtering false alarms</p>
<p>Photo verification</p>	<p><b>Photo resolution in pixels</b> 640 × 480 320 × 240 (default) 160 × 120 Adjusted by PRO or user with admin rights in the Ajax app</p> <p><b>Photos in a series</b> from 1 to 5 pics Adjusted by PRO or user with admin rights in the Ajax app</p> <p><b>IR backlight</b></p>	<p>Installation</p>	<p><b>Recommended installation height</b> 2.4 m</p> <p><b>Operating temperature range</b> from -10°C to +40°C</p> <p><b>Operating humidity</b> up to 75%</p> <p><b>Protection class</b> IP50</p>
<p>Power supply</p>	<p><b>Battery</b> 2 x CR123A, 3 V Pre-installed</p> <p><b>Battery life</b> up to 4 years With <b>Photo on demand</b> disabled</p> <p>up to 3 years With <b>Photo on demand</b> enabled</p>	<p>Enclosure</p>	<p><b>Colour</b> white, black</p> <p><b>Dimensions</b> 110 × 65 × 50 mm</p> <p><b>Weight</b> 86 g</p> <p><b>Tampering alarm</b></p>
<p>Complete set</p>	<p>MotionCam (PhOD) Jeweller 2 × CR123A battery Pre-installed SmartBracket mounting panel Installation kit Quick Start Guide</p>		